

Excellent

Excellent

EXCELLENT is a PVC composite floor tile with plain color design produced by high pressure impact process. With densely compacted surface and PUR coated, it improved wear and ease of maintenance.


Place Recommended

Housing, Office Administration, Education, Retail


U-515




U-516




U-501



U-525




U-585




U-511



U-535




U-527



U-539




U-571



U-517



U-523



Size
457.2 x 457.2 mm.



Thickness
2.0 / 2.5* / 3.0* mm.



Type
Tile (Square)



Treatment
PUR

* MADE TO ORDER
Estimate Timing : 2 weeks

Shades and colors may vary slightly from actual tiles. Please request actual sample from Marketing and Sales Department

EXCELLENT is a PVC composite floor tile with plain color design produced by high pressure impact process. With densely compacted surface and PUR coated, it improved wear and ease of maintenance,



PLAIN IS NOT PAIN

One of the most classic PVC floor will not disappoint you on your creation and performing.

Installing

1. Preparing Subfloor



Hard, level, dry, smooth, sound and clean

2. Laying Method



2.1 Unpack tiles 24 hrs. before laying



2.2 Trace a line perpendicular to the main entrance. Ensure equal cut of tiles at the room perimeter.



2.3 Apply adhesive to a few sq.m of subfloor in one quarter



2.4 Press each tile into position



2.5 Roll with 50kg roller

Maintenance

Initial Cleaning



Remove loose debris



Low speed cleaning machine

Protection



Apply wax

Daily Maintenance



Dry sweeping or remove dirt with a damp mop

Periodic Maintenance



High speed cleaning machine

For full specification, installation, and maintenance details, please refer to the handbook