

Starflor Green

Starflor Green


STARFLOR GREEN is a PVC homogeneous floorcovering in tile with marbling design produced by high pressure impact process. Awarded with Thailand Green Label (TGL-71/2-12 Plastic Floor Covering), Starflor Green has minimum detrimental impact on the environment in comparison with other products serving the same function.

Place Recommended

Housing, Office Administration, Education, Retail




G-11



G-15



G-17



 *Size*
457.2 X 609.6 mm.

 *Thickness*
2.0 mm.*

 *Type*
Tile (Rectangle)

 *Treatment*
PUR

* MADE TO ORDER
Estimate Timing : 2 weeks

Shades and colors may vary slightly from actual tiles, please request actual sample from Marketing and Sales Department

Starflor Green

Starflor Green

STARFLOR GREEN is a PVC homogeneous floorcovering in tile with marbling design produced by high pressure impact process. Awarded with Thailand Green Label (TGL-71/2-12 Plastic Floor Covering), Starflor Green has minimum detrimental impact on the environment in comparison with other products serving the same function.

Place Recommended

Housing, Office Administration, Education, Retail



G-23



G-27




G-35



G-39



G-70



G-74



G-85



	<i>Size</i> 457.2 X 609.6 mm.
	<i>Thickness</i> 2.0 mm.*
	<i>Type</i> Tile (Rectangle)
	<i>Treatment</i> PUR

* MADE TO ORDER
Estimate Timing : 2 weeks

Shades and colors may vary slightly from actual tiles, please request actual sample from Marketing and Sales Department

STARFLOR GREEN is a PVC homogeneous floorcovering in tile with marbling design produced by high pressure impact process. Awarded with Thailand Green Label (TGL-71/2-12 Plastic Floor Covering), Starflor Green has minimum detrimental impact on the environment in comparison with other products serving the same function.



BASIC SMOOTH

Feeling smooth with the classic series.
Last long design for a classic idea.

Installing

1. Preparing Subfloor



Hard, level, dry, smooth, sound and clean

2. Laying Method



2.1 Unpack tiles 24hrs. before laying



2.2 Trace a line perpendicular to the main entrance. Ensure equal cut of tile at the room perimeter.



2.3 Apply adhesive to a few sq.m of subfloor in one quarter



2.4 Press each tile into position



2.5 Roll with 50kg roller

Maintenance

Initial Cleaning



Remove loose debris



Low speed cleaning machine

Protection



Apply wax

Daily Maintenance



Dry sweeping or remove dirt with a damp mop

Periodic Maintenance



High speed cleaning machine

For full specification, installation, and maintenance details, please refer to the handbook

STARFLOR GREEN is a PVC homogeneous floorcovering in tile with marbling design produced by high pressure impact process. Awarded with Thailand Green Label (TGL-71/2-12 Plastic Floor Covering), Starflor Green has minimum detrimental impact on the environment in comparison with other products serving the same function.



GREEN MEANS GO.

Doesn't mean the traffic light but we always know and consider to develop our green product for supporting your great green idea.

Installing

1. Preparing Subfloor



Hard, level, dry, smooth, sound and clean

2. Laying Method



2.1 Unpack tiles 24hrs. before laying



2.2 Trace a line perpendicular to the main entrance. Ensure equal cut of tile at the room perimeter.



2.3 Apply adhesive to a few sq.m of subfloor in one quarter



2.4 Press each tile into position



2.5 Roll with 50kg roller

Maintenance

Initial Cleaning



Remove loose debris



Low speed cleaning machine

Protection



Apply wax

Daily Maintenance



Dry sweeping or remove dirt with a damp mop

Periodic Maintenance



High speed cleaning machine

For full specification, installation, and maintenance details, please refer to the handbook