


Wood Loose Lay

Wood Loose Lay

WOOD LOOSE LAY tile is specifically designed to be installed without the need of adhesive, provide an ideal solution for easy renovation, no immobilization of the premises, no loss of turnover time.

Place Recommended

Housing, Healthcare, Hospital, Clinic, Office Administration, Education, Hotel, Restaurant, Retail




WT-181

Desire

WT-183

Desire



W-939

Desire

W-969

Desire


W-1221

Desire



 *Size*
152.4 X 914.4 mm.

 *Thickness*
5.0 mm.*

 *Wear Layer*
0.55 mm.

 *Type*
Plank

 *Treatment*
PUR

* MADE TO ORDER
Estimate Timing : 2 weeks

Shades and colors may vary slightly from actual tiles, please request actual sample from Marketing and Sales Department

WOOD LOOSE LAY tile is specifically designed to be installed without the need of adhesive, provide an ideal solution for easy renovation, no immobilization of the premises, no loss of turnover time.



COMPLETELY FINE.

Easy, fast and nice are the key word of this PVC floor format. Loose lay will not loose your mind!

Installing

1. Preparing Subfloor



Hard, level, dry, smooth, sound and clean

2. Laying Method



2.1 Unpack tiles 24hrs. before laying



2.2 Trace a line perpendicular to the main entrance. Ensure equal cut of tiles at the room perimeter.



2.3 Begin the first tile at the starting point.



2.4 Apply 50cm width of adhesive along the room perimeter

Maintenance

Initial Cleaning



Remove loose debris



Low speed cleaning machine

Protection



Apply wax

Daily Maintenance



Dry sweeping or remove dirt with a damp mop

Periodic Maintenance



High speed cleaning machine

For full specification, installation, and maintenance details, please refer to the handbook